

Process Specification

All4Labels Global Packaging Group



General & Contacts



- Date:
- Version:
- Address:
- Print Process:

1	6
2	7
3	8
4	9
5	10

Account Management Contact Person

- | | | |
|---|-------|--------|
| • | Tel.: | Email: |
| • | Tel.: | Email: |
| • | Tel.: | Email: |
| • | Tel.: | Email: |

Additional Request / Remarks

Color / Proof Specifications

Color / Proof Specifications



Maximum Number of Colors

-
-
-
-

Preferred Color Sequence

-
-
-
-

Preferred Grid and Screen Angles

-
-
-
-
-

Remarks

Color / Proof Specifications



Color Profile for Digital Proof

- Usage:
- Usage:

Typical Dot Gain

Process	5%	20%	50%	80%
	%	%	%	%
	%	%	%	%
	%	%	%	%
	%	%	%	%
	%	%	%	%
	%	%	%	%
	%	%	%	%
	%	%	%	%
	%	%	%	%
	%	%	%	%

Spot Color Rules

General Repro Specifications

General Repro Specifications



Image Data Resolution

- ppi
- ppi
- ppi

Tonal Values

- Min. Stable Printing Dot: % Min. Percentage in File: % Vignettes from: % to %
- Min. Stable Printing Dot: % Min. Percentage in File: % Vignettes from: % to %
- Min. Stable Printing Dot: % Min. Percentage in File: % Vignettes from: % to %
- Min. Stable Printing Dot: % Min. Percentage in File: % Vignettes from: % to %
- Min. Stable Printing Dot: % Min. Percentage in File: % Vignettes from: % to %

Trapping

- Standard: mm Comb.: mm
- Standard: mm Comb.: mm

Bleed Cut / Crease Tolerance

- Bleed: mm Cut Tolerance: mm
- Bleed: mm Cut Tolerance: mm

General Repro Specifications



Minimum Text Sizes & Line Thickness Values

•	Pos. Text:	pt	Negative Text:	pt	Pos. Line:	mm	Negative Line:	mm
•	Pos. Text:	pt	Negative Text:	pt	Pos. Line:	mm	Negative Line:	mm
•	Pos. Text:	pt	Negative Text:	pt	Pos. Line:	mm	Negative Line:	mm
•	Pos. Text:	pt	Negative Text:	pt	Pos. Line:	mm	Negative Line:	mm
•	Pos. Text:	pt	Negative Text:	pt	Pos. Line:	mm	Negative Line:	mm

Barcode Specifications

•	Min. Magnification:	%	Bar Width Reduction in Print Dir.:	mm	Against Print Dir.:	mm
•	Min. Magnification:	%	Bar Width Reduction in Print Dir.:	mm	Against Print Dir.:	mm
•	Min. Magnification:	%	Bar Width Reduction in Print Dir.:	mm	Against Print Dir.:	mm
•	Min. Magnification:	%	Bar Width Reduction in Print Dir.:	mm	Against Print Dir.:	mm
•	Min. Magnification:	%	Bar Width Reduction in Print Dir.:	mm	Against Print Dir.:	mm

Additional Request / Remarks

File Formats / Data Transfer

File Formats / Data Transfer



Accepted File Formats (in order of preference)

- Version: • Version:
- Version: • Version:
- Version:

Medium of Data Transfer (in order of preference)

- CD • DVD • FTP

Proofs / Printouts required at Data Transfer

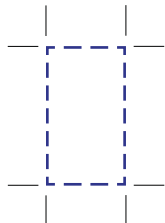
Additional Requests / Remarks

Basic Settings



Document

- color mode: CMYK
- avoid redundant or irrelevant colors
- avoid redundant layers
- the print file should be a PDF/X-4 document or a normalized PDF file

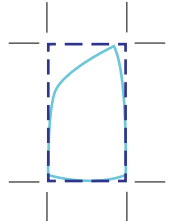


Document Settings

- define the document size to match the label size
- technical colours within the print-area have to be set as "overprinting"
- avoid redundant layers
- the print file should be a PDF/X-4 document or a normalized PDF file

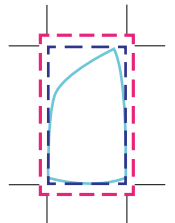
Die Cut Border

- the cutting die should be centered in the document, defined as full tone ink ("overprinting") and named adequately (e.g. die cut)



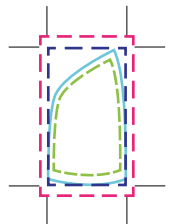
Bleed

- outside of the printing area, 1,5 mm overlap is required

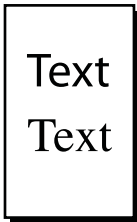


Type Area

- the type area (except bleeding elements) should have a minimum distance of 1mm to the cutting die



Text & Pictures



Positive Text

- positive sans-serif text should have a minimum size (see above)
- black text has to be applied in 100% black, not in CMYK, "overprinting"




Negative Text

- negative sans-serif text should have a minimum size (see above)
- at flexoprinting a medium type style is recommended to work better against print growth

Colored / Grey Scale

- for grey scaled and coloured pictures you should use a 300 ppi resolution
- for positive scaled pictures, you should use a accordingly higher resolution
- to avoid highlight breaks in certain colours, you should fill light areas with a minimum of 2% covering



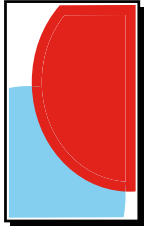
Line / Text

- for lines and text you should use a resolution of 1200 ppi




Print Technical

Trapping




- the lighter colour will be trapped into the darker colour
- you should trap the colors (see above for details)

Backing / Underlay



- backings / underlays have to be smaller than the element printing over it (see above)


Technical Gradients



- backings / underlays have to be smaller than the element printing over it (see above)
- gradients have to fade out to 2%

Positive Outlines and Line

- for positive outlines and lines you should use a width of minimum 0,1 mm



Negative Outlines and Line

- for negative outlines and lines you should use a width of minimum 0,2 mm



Negative Multicolor

- for negative lines/elements in multiple separations, registration errors have to be considered in the trapping for each color



Multilayer Labels

- for multilayer labels you should use one document page for each layer

